

## CASTOR 2 ROUND TILT

RECESSED ROUND TILT  
PINHOLE DOWNLIGHT  
LUMINAIRE



- Compatible with 20 Series LED modules
- Colour temperature options: 2700K, 3000K, 3500K, 4000K, 5000K, tuneWHITE™, WARM DIM, flexiK
- Colour rendering index: 85 or 95
- Up to 50,000 hours L80 lamp life with LM80 tested LED chip packages
- Beam pattern options: 15°, 30°
- Luminous flux: 351lm to 770lm (depending on LED module)
- Supplied with phase/0-10V/DALI dimmable LED driver
- 54mm cutout
- +20° offset tilt
- ATePS™ Automated Thermal Protection System
- ComfyEYE, reduced flicker percentage
- Interchangeable LED module system
- Optional linear spread lens, colour, light effect filters and honeycomb anti-glare louvre



The information above is at nominal values accuracy of +/-7%.

FIXTURE  
COLOUR OPTIONS



Matt White



Matt Black

REFLECTOR  
COLOUR OPTIONS



Matt White



Matt Black

tuneWHITE™ and flexiK are recommended to pair with Soft Lens for better colour mixing effect.

### AVAILABLE OPTIONS

LED MODULE



20C/P

TEMPERATURE



ProART



tuneWHITE™



WARM DIM



flexiK

DRIVER



(ND)



(PH)



(AN)



(DA)

ACCESSORIES



Honeycomb  
Anti-Glare Louvre



Soft Lens



Linear  
Spread Lens

BEAM ANGLE

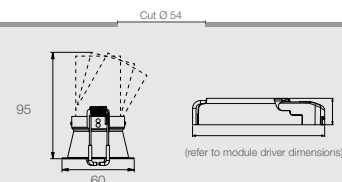
20 CLASSIC / 20 PRO



15° 30°

### DIMENSIONS (MM)

\*Displayed height measurements are for highest point of fitting.

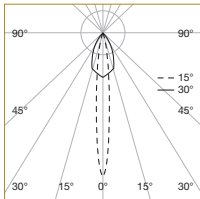


(refer to module driver dimensions)

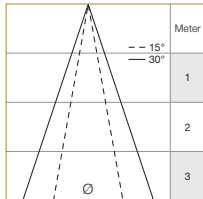
# CASTOR 2

20 PRO

POLAR DIAGRAM



CONE DIAGRAM



Ø = DIAMETER

	E <sub>max</sub> (lx)	
	15°	30°
E (0°)	5453	2599
Cone DØ (m)	0.3	0.49
E (0°)	1363	650
Cone DØ (m)	0.59	0.98
E (0°)	606	289
Cone DØ (m)	0.89	1.46

Correction Factor : 20C - f = 0.79  
 20P TW - f = 0.77  
 20P WD - f = 0.64

# CASTOR 2

## ORDERING MATRIX CHART



FIXTURE							SINGLE CCT LED MODULE				DRIVER
Type	Trim Options	Shape	Angle	Colour	Reflector Color	Accessories	LED Power	Beam Angle	Colour Temp	CRI	Dimming
<b>CASTOR-2</b>	—	—	—	—	—	—	—	—	—	—	—
	Trim	<b>RD</b> Round	<b>FX</b> Fix	<b>WH</b> Matt White	<b>WH</b> Matt White	None	<b>20C</b> 4.5W	<b>15</b> 15°	<b>27</b> 2700K	Standard	<b>ND</b> Non-Dim
	<b>X</b> Trimless		<b>TL</b> Tilt	<b>MB</b> Matt Black	<b>MB</b> Matt Black	<b>AGL</b> Anti-Glare Louvre	<b>20P</b> 6.2W	<b>30</b> 30°	<b>30</b> 3000K	<b>PA</b> ProART	<b>PH</b> Phase
						<b>SL</b> Soft Lens			<b>35</b> 3500K		<b>AN</b> 0-10V
						<b>LSL</b> Linear Spread Lens			<b>40</b> 4000K		<b>DA</b> DALI
						<b>IP</b> IP54			<b>50</b> 5000K		
							WARM DIM LED MODULE				DRIVER
							<b>20P</b> 6.2W	<b>15</b> 15°	<b>WD</b> WARM DIM	<b>PA</b> ProART	<b>PH</b> Phase
								<b>30</b> 30°			<b>AN</b> 0-10V
											<b>DA</b> DALI
							tuneWHITE™ LED MODULE				DRIVER
							<b>20P</b> 6.2W	<b>15</b> 15°	<b>TW18</b> tuneWHITE™ 1800K-4000K	<b>PA</b> ProART	<b>DA</b> DALI
								<b>30</b> 30°	<b>TW27</b> tuneWHITE™ 2700K-6500K		
							tuneWHITE™ LED MODULE				DRIVER
							<b>20P</b> 6.2W	<b>15</b> 15°	<b>FK##</b> flexiK	<b>PA</b> ProART	<b>PH</b> Phase
								<b>30</b> 30°			<b>AN</b> 0-10V
											<b>DA</b> DALI

\*\*IP54 seal accessory is only valid for fix angle fixtures only.

example: CASTOR-2.RD.FX.WH.WH.SL.20P.15.27.DA

\*Custom RAL colour options available.

## denotes the first two digits of preferred CCT ranging from 1800K to 6500K by increment of 100K